

Cleaning indoor

**Vacuum cleaners for every need;
dry, wet and dry and central
vacuum cleaners**

2011



Cleaning indoor

No matter how often you clean or what you clean, we have the machine that makes the job easier and the result better. The range of indoor cleaning equipment includes:



Household vacuum cleaners

Page 4



Steam cleaners

Page 7



Central vacuum cleaners

Page 8



Wet and Dry vacuum cleaners

Page 10



The French Association for the Prevention of Allergies (AFPRAL) recommends Nilfisk HEPA filtration for persons with allergies.

What is HEPA and why is it important?

HEPA filters are gaining in popularity every year and it's not hard to figure out why. The HEPA filter offers the best solution to contaminated indoor air.

Most household pollutants are invisible. The heavier ones are pulled to the ground by the force of gravity, but lighter gases and particles remain airborne. Most of these airborne particles are invisible to the human eye.

HEPA filters are the only way to trap contaminants like pollen, tobacco smoke and viruses.

Here are a few things to consider when purchasing a vacuum cleaner with a HEPA filter.

- The HEPA filter should be positioned after the motor to ensure that the exhaust fan is releasing clean air.

- The HEPA filter component and vacuum cleaner needs to be completely sealed so that contaminated air cannot be released into the environment. Nilfisk calls this a HEPA tight construction.

A vacuum cleaner with a good HEPA filter is a bit more expensive than regular vacuum cleaners, but is a good investment for anyone who cares about the quality of their home environment.

Nilfisk

Extreme



Extreme dust pick-up



Extremely silent



Allergy filtration

Extreme

A completely uncompromising vacuum cleaner, with exceptional performance. If you need a machine with an extra-powerful motor, filter of the highest class (HEPA H14), low noise level, excellent details (such as a handle with remote controls) and long service life (5 year guarantee), this is the one for you. The Extreme has all this, and more.



Extreme

- Soft grip
- Big capacity hygienic dust bag
- Remote control on "Free" and X300
- On/off parking on some models
- HEPA tight construction (more information on page 2)



HEPA tight construction

Extreme accessories:



Dust bag

Item no. 147 0286 500



Hard floor nozzle

Item no. 147 0247 500



Turbo nozzle

Item no. 22360000



H14 HEPA filter

Item no. 147 0180 500



Nilfisk

Power



Power

If you want a high powered vacuum cleaner with many smart functions, HEPA filter, big capacity in the fleece dust bag and an extremely low noise level, the right choice will be the Power machine.



Easy parking



Power

- Powerful motor
- Low noise
- HEPA filter
- Soft handle

Power accessories:



Dust bag

Item no. 147 0416 500



Hard floor nozzle

Item no. 147 0247 500



Mini turbo brush

Item no. 147 1224 500



HEPA filter

Item no. 147 0433 500 (H10)
Item no. 147 0432 500 (H12)
Item no. 147 1250 500 (H13)

Nilfisk

Action Plus & Coupé Neo




Action Plus

A reliable, high powered vacuum cleaner with a big capacity fleece dust bag and HEPA filter that makes the machine highly suitable for families with pets.

Action Plus

- Strong suction
- Blow function
- HEPA filter
- Big capacity dust bag



Coupé Neo

If the storage space is limited the perfect choice would be the Coupé Neo. It is a light-weight and flexible machine, ideal for someone living in a small apartment.

Coupé Neo

- Small and handy
- Strong suction
- Clip for parking
- Parquet version with hard floor nozzle



Action Plus and Coupé accessories:

More models can be found on page 12



Dust bag

Action Plus Item no. 30050002
Coupé Item no. 78602600



Hard floor nozzle

Action Plus and Coupé
Item no. 82214400



Turbo nozzle

Action Plus and Coupé
Item no. 82214500



HEPA filter

Action Plus Item no. 82215100
Coupé Item no. 78601000



Washable HEPA filter

Coupé Item no. 78602700

Nilfisk

GM 80 & Family/Business



GM 80



Family/Business

GM 80 & Family/Business

GM 80 C is the symbol of Nilfisk quality and reflect elegance, solidity, durability, high performance and many years of efficient cleaning and the Family/Business models are all purpose vacuum cleaners with huge work capacity, excellent filtration, and noticeably bigger dust bags. And they can run without dust bag as well.

Technical data		GM 80C	Family CDF 2000 / Business CDB 3000
Max. power	W	1300	1400
Suction power	(end of tube)	400/270	400/280
Working sound level	dB(A)	79	75
Filter bag capacity	L	6.25	4.5/9
Cable length		7	10
Weight		5	6/6,3
Colour		Metal	Silver/blue metallic
Crome telescopic tube		YES	YES
Deluxe combi nozzle		YES	YES
Deluxe flexible nozzle		YES	YES
HEPA Filter		Optional	No/HEPA 13

GM 80 & Family/Business accessories:



Dust bag

Family/Business 5 L. Item no. 82222800
Family/Business 10 L. Item no. 82222900
GM80 Item no. 82095000



Hard floor nozzle black

GM 80 C Item no. 22351400
Family/Business
Item no. 12017002



HEPA starter kit

GM 80 C Item no. 82146700
Hepa replacement filter
Item no. 82147100



HEPA filter

Family/Business
Item no. 1005 12015500

Nilfisk

Nilfisk Handy



Handy



Nilfisk Handy

Handy 2-in-1 is a rechargeable stick cleaner that does the job quickly and easily. It is perfect for light cleaning jobs, from wooden to ceramic floors, and with its folding handle it is possible to store it in even the smallest places. The Handy is always ready to go when you need it. An extendable crevice makes it easy to clean e.g. between the car seats or other hard to reach places, and crumbs on the table are quickly picked up.

Technical data

		Handy / Handy 2-in-1
Volt/frequency	(V/Hz)	230/50
Battery capacity	(mAh)	1800
Battery power	(V)	12
Running time	(min)	20
Container capacity	(L)	0,5
Washable filter		•
Charging stand/base		•
Charging indicator		•

Handy 2-in-1



Nilfisk

Steamtec

Steam cleaners - probably the most efficient dirt fighter

A steam cleaner is a great way to remove dirt and spots on carpets, furniture, car seats, behind cupboards and other inaccessible places. In the kitchen and bathroom, a steam cleaner can remove lime deposits and disinfect in a moment. What's more, it's perfect for cleaning windows and defrosting the freezer. A range of accessories means you will always get a professional result for all cleaning tasks.

For more information on steam cleaners, go to www.nilfisk.com



STEAMTEC 5 IH

Steam cleaners accessories:



Detail brush kit
(2 x nylon, 1 x brass)
Item no.
303000420



Scraper
(wall paper)
Item no.
303000430



Steam iron
Item no.
303000407



Corner brush
Item no.
303000427



Detail nozzle
Item no.
303000429



Micro fibre cloth
for floor tool
Item no.
303000519



Micro fibre cloth
for corner brush
Item no.
303000520



Ironing board
Item no.
31000200

Nilfisk

Central vacuum cleaners

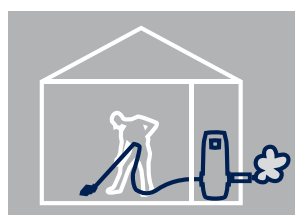


Free planning service

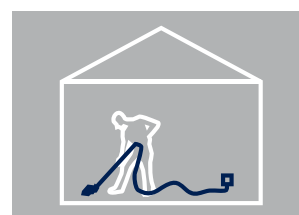
Send us
a drawing of
your house, and we will
provide a proposal
for siting outlets
and machine.



Central vacuum cleaner advantages:



Good indoor climate



Out-of-sight installation



Buy it all in one box - Install in only one weekend

Nothing can beat a central vacuum cleaner when it comes to convenience and indoor environment.

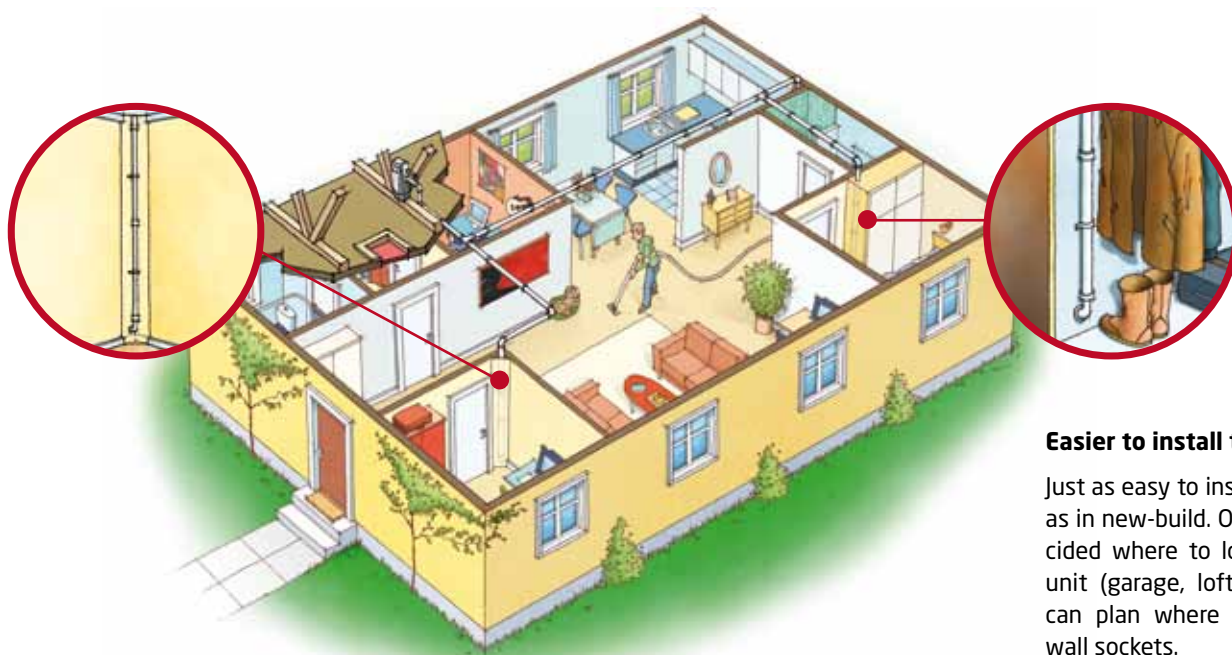
Vacuum cleaning is easier, more effective and almost silent. You don't have to carry it up the stairs, manoeuvre around furniture or free it from awkward corners and overhangs. With more efficient vacuum cleaning, you don't have to clean so often, leaving you time for other things. You will probably only have to empty the dust bag once a year and the larger models can even be used without any bag at all. The closed-circuit pipe system means that even the smallest particles of dust are removed. A cleaner home and better air quality are invaluable in a home with children, pets or if there are any allergy-sufferers. When you have installed your Nilfisk central vacuum cleaner, you will also have

increased the value of your property. Further information on all models is to be found on page 12.

Wireless

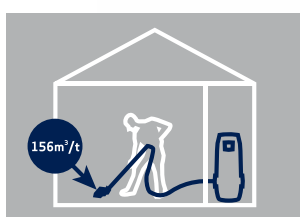
RRC (Radio Remote Control) is a clever solution which controls the central unit by radio impulse. This means that you can control the central unit wherever you are, and avoid having to drag the electricity cable around.

Simply press the on/off button in the bended end to start. A little diode indicator will show if the container or bag is full or if the filter should be cleaned. A new function also makes it possible to adjust the suction in 3 levels.



Easier to install than you think

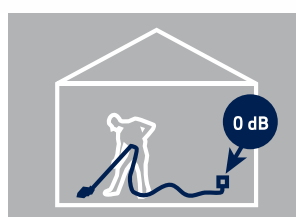
Just as easy to install in old houses as in new-build. Once you have decided where to locate the central unit (garage, loft, basement) you can plan where to position your wall sockets.



High suction



Odourless



Silent



Ergonomic

Nilfisk

Wet and dry vacuum cleaners

**New
2011**



Blow-Function



Push&Clean



Quick Park



Wet & Dry filter

Push&Clean is a semi-automatic filter cleaning system that makes it easy and fast to clean the filter ensuring continued high performance. All you have to do is to push a button and the filter is cleaned in a few minutes.

Multi 30

- Push&Clean filter cleaning system
- Auto start/stop for electric tools (T models)
- Storage of accessory
- Hose and cable hook
- Wet and dry filter
- 30 l. container
- Two front castors and two large "alu-look" back wheels for optimum manoeuvrability
- Variable suction control (VSC model)
- Stainless steel container (Inox models)
- Quick park
- Automatic blow function
- Water drain outlet (Inox models)



Optional accessories:



Auto kit

- 1 universal nozzle for upholstery
 - 1 soft rubber nozzle
 - 1 suction brush with soft bristles
- Item no. 63989



Wall drill kit

Item no. 107402478



Filter bag kit Multi

- 4 filter bags
- Item no. 107402336



Filter bag kit Buddy

- 4 filter bags
 - 1 water filter
- Item no. 302002403



Vacuum cleaners that suck up water and dirt

The scourge of wet and dry cleaning tasks, whether they involve water, sand, soil, sludge, ashes or wood chippings. Robust construction and high power make them ideal for cleaning workshops, car interiors, garages and wet rooms. Buddy is designed for simple tasks whilst the Multi machines

are perfect for suction of wet and dry dirt - outdoor and indoor - thanks to the new Nilfisk wet and dry filter. Several models can be connected to electrical tools with automatic start and stop controlled by the electric tool. Further information on all models is to be found on page 12.



Multi 20

- Push&Clean filter cleaning system
- Auto start/stop for electric tools (T models)
- Cable rewind (CR model)
- Hose and cable hook
- Quick park
- Wet and dry filter
- 20 l. container
- Chassis with castors and two "alu-look" wheels
- Automatic blow function




Multi 20 Inox

- Push&Clean filter cleaning system
- Auto start/stop for electric tools (T models)
- Quick park
- Cable hook
- Wet and dry filter
- 20 l. stainless steel container
- Chassis with castors and two "alu-look" wheels
- Automatic blow function



Buddy 15/18

- Wet filter to protect motor
- Accessory and cable storage
- Two back wheels and one front castor
- Fleece filter
- 15/18 l. container volume
- Smart click system for quick change of accessories



Filter element set Buddy

Item no. 302002405



Wet and dry filter Multi

Item no. 107402338



Water suction nozzle

Item no. 63992



Blow nozzle kit

Item no. 107402483

Technical specifications

WET AND DRY VACUUM CLEANERS



Technical specifications	Buddy 15 / 18	Multi 20	Multi 20 CR	Multi 20 Inox	Multi 20 T	Multi 20 T Inox	Multi 30 T	Multi 30 Inox	Multi 30 T VSC Inox
Airflow rate (l/min)	3600	4080	4080	4080	4080	4080	4800	4800	4800
Max vacuum (mbar/kPa)	160 / 16	210 / 21	210 / 21	210 / 21	210 / 21	210 / 21	230 / 23	230 / 23	230 / 23
Max power (W)	1300	1400	1400	1400	1400	1400	1800	1800	1800
Working sound level dB(A)	69	65	65	65	65	65	66	66	66
Container volume (l)	15 / 18	20	20	20 stainless	20	20 stainless	30	30 stainless	30 stainless
Dimensions L x W x H (mm)	380 x 320 x 420 / 455	390x370x530	390x370x530	410x390x560	410x390x560	410x390x560	410x390x660	410x390x660	410x390x660
Weight (kg)	3,9 / 4,2	6,5	6,8	7,1	6,9	7,5	7,5	7,5	8
Cable length (m)	5	5	5	5	6	6	6	5	6

Standard equipment

Auto start/stop for electric tools					•	•	•		•
Suction hose	•	•	•	•	•	•	•	•	•
Extension tube	• 2 x plast	• 2 x plast	Telescopic plast	Telescopic plast	Telescopic plast	Telescopic plast	Telescopic plast	Telescopic plast	Telescopic plast
Power tool adaptor					•	•	•	•	•
Wet and dry filter		•	•	•	•	•	•	•	•
Nozzle	• Hard floor	• Wet and dry	• Combi	• Wet and dry	• Wet and dry	• Wet and dry	• Wet and dry	• Wet and dry	• Wet and dry
Crevice nozzle	• Buddy 18	•	•	•	•	•	•	•	•
Upholstery nozzle		•	•	•	•	•	•	•	•
Filter cleaning system		•	•	•	•	•	•	•	•
Automatic cable rewind			•						•
Dust bag	• Fleece	• Fleece	• Fleece	• Fleece	• Fleece	• Fleece	• Fleece	• Fleece	• Fleece
Variable suction control									•
Automatic blow function		•	•	•	•	•	•	•	•
Item no.	302002316 / 302002317	107402044	107402046	107402047	107402048	107402051	107402049	107402050	107402052

HOUSEHOLD VACUUM CLEANERS



Technical specifications	Coupé Neo/ Coupé Neo Parquet	Action Plus/ Action Plus Parquet	Power ECO	Power P40	Power Allergy	Extreme ECO	Extreme X150	Extreme Free	Extreme X300
Power max. (W)	2000	2000	1250	2000	2000	1250	2000	2000	2100
Suction power - end of tube (W)	320	335	335	350	350	335	400	400	400
Working sound level dB(A)	78	80	70	71	71	70	71	71	71
Filter bag capacity (l)	3	3.2	2.7	2.7	2.7	3.2	3.2	3.2	3.2
Cable length (m)	5	7	8	8	8	7	7	7	9
Weight (kg)	4	6.4	6.6	6.6	6.6	7.7	7.7	7.7	7.7
Filter type	HEPA H10	HEPA H10	HEPA H12 / HEPA tight	HEPA H12 / HEPA tight	HEPA H13 / HEPA tight	HEPA H14 / HEPA tight	HEPA H14 / HEPA tight	HEPA H14 / HEPA tight	HEPA H14 / HEPA tight

Standard equipment

Telescopic tube/nozzle combi	•	•	•	•	•	•	•	•	•
3 accessories on board	•(2pcs)	•	•	•	•	•	•	•	•
Bag full indicator	standard	standard	standard	standard	standard	standard	electronic	electronic	electronic
Parquet nozzle	-/•	-/•		•	•	•	•	•	•
Remote control								•	•
Turbo nozzle					Mini				•
EWS (early warning system)							•	•	•
ABBS (anti bag bursting system)							•	•	•
On/off parking							•	•	•
Active air fresher filter									•
Colour	Red/Silver	Red/Sea blue	White	Saturn blue	Green	White	Silver	Midnight blue	Champagne

STEAMERS



Technical specifications	Steamtec 312	Steamtec 520	Steamtec 5 IH
Heating capacity (W)	1600	1500	1500
Voltage (V)	230	230	230
Water Tank capacity (l)	1.2	2	0.7+1.5
Max. operating pressure (bar)	3,8	4,2	3,5
Steam temperature °C	145	150	140
Heat up time approx min/l	6	6,8	continual flow
Dimensions L x W x H (mm)	360 x 245 x 250	385 x 275 x 220	395 x 285 x 250
Weight (kg)	3.2	3.4	4.6
Hose length (m)	2	2	2

CENTRAL VACUUM CLEANERS



Technical Specifications	Sopra 100	Sopra 160	Sopra 260	Sopra 260 PPR
Height (cm)	42,7	80	80	90
Width (cm)	36	44	44	44
Length (cm)	40	40	40	40
Power (W)	1300	1500	1700	1700
Current (A)	10	10	10	10
Weight (kg)	5,5	6,5	6,7	6,7
Sound level dB(A)	69	70,5	70,5	70,5
Container volume (l)	-	25	25	25
Paper bag (l)	10	20	20	20
Suction power (W)	435	450	480	480
Air flow (l/s)	52	55	55	55
Vacuum (kPa)	22	24	26	26
Digital display	no	no	yes	yes
Radio Remote Control	no	no	no	yes

No claims can be made on the basis of information or illustrations contained in this brochure. Subject to alteration of technical data, design and equipment.